



OFFICE OF AUDITOR OF STATE
STATE OF IOWA

Mary Mosiman, CPA
Auditor of State

State Capitol Building
Des Moines, Iowa 50319-0004

Telephone (515) 281-5834 Facsimile (515) 242-6134

NEWS RELEASE

FOR RELEASE

October 17, 2017

Contact: Andy Nielsen
515/281-5834

Auditor of State Mary Mosiman today released an audit report on the City of Hiawatha, Iowa.

The City's receipts totaled \$18,019,812 for the year ended June 30, 2017, a 17.4% increase over the prior year. The receipts included \$5,536,096 of property tax, \$1,684,560 from tax increment financing, \$996,530 of local option sales tax, \$2,293,427 from charges for service, \$1,185,209 from operating grants, contributions and restricted interest, \$220,869 from capital grants, contributions and restricted interest, \$20,504 from unrestricted interest on investments, \$5,468,443 of note proceeds, \$502,624 from other general receipts and \$111,550 of component unit transfers.

Disbursements for the year ended June 30, 2017 totaled \$15,409,724, a less than one percent decrease from the prior year, and included \$3,342,369 for capital projects, \$3,052,918 for debt service, \$3,022,173 for public safety, \$1,445,000 for payment to refunding bond agent, \$1,160,638 for general government, \$1,149,893 for culture and recreation and \$893,554 for public works. Also, disbursements for business type activities totaled \$870,844.

A copy of the audit report is available for review in the City Clerk's office, in the Office of Auditor of State and on the Auditor of State's web site at <https://auditor.iowa.gov/reports/1720-0545-B00F>.

###

CITY OF HIAWATHA

INDEPENDENT AUDITOR'S REPORTS
BASIC FINANCIAL STATEMENTS
SUPPLEMENTARY AND OTHER INFORMATION
SCHEDULE OF FINDINGS

JUNE 30, 2017

Table of Contents

		<u>Page</u>
Officials		3
Independent Auditor’s Report		5-6
Management’s Discussion and Analysis		7-12
Basic Financial Statements:	<u>Exhibit</u>	
Government-wide Financial Statement:		
Cash Basis Statement of Activities and Net Position	A	14-15
Governmental Fund Financial Statement:		
Statement of Cash Receipts, Disbursements and Changes in Cash Balances	B	16-17
Proprietary Fund Financial Statement:		
Statement of Cash Receipts, Disbursements and Changes in Cash Balances	C	18
Fiduciary Fund Financial Statement:		
Statement of Cash Receipts, Disbursements and Changes in Cash Balances	D	19
Notes to Financial Statements		20-33
Other Information:		
Budgetary Comparison Schedule of Receipts, Disbursements and Changes in Balances – Budget and Actual (Cash Basis) – All Governmental Funds, Proprietary Fund and Component Unit		36-37
Notes to Other Information – Budgetary Reporting		38
Schedule of the City’s Proportionate Share of the Net Pension Liability		39
Schedule of City Contributions		40-41
Notes to Other Information – Pension Liability		42
Supplementary Information:	<u>Schedule</u>	
Schedule of Cash Receipts, Disbursements and Changes in Cash Balances – Nonmajor Governmental Funds	1	44-45
Schedule of Indebtedness	2	46-47
Note and Bond Maturities	3	48-49
Schedule of Receipts by Source and Disbursements by Function – All Governmental Funds	4	50-51
Independent Auditor’s Report on Internal Control over Financial Reporting and on Compliance and Other Matters Based on an Audit of Financial Statements Performed in Accordance with <u>Government Auditing Standards</u>		53-54
Schedule of Findings		55-56
Staff		57

**City of Hiawatha
Officials**

<u>Name</u>	<u>Title</u>	<u>Term Expires</u>
Bill Bennett	Mayor	Jan 2020
Martin Bruns	Mayor Pro tem	Jan 2018
Robert Rampulla	Council Member	Jan 2018
Dennis Norton	Council Member	Jan 2020
Richard Olson	Council Member	Jan 2020
Aime Wichtendahl	Council Member	Jan 2020
Kimberly Downs	City Administrator	Indefinite
Cindy Kudrna	Finance Director	Indefinite
Kelly Kornegor	City Clerk	Indefinite
Mark Parmenter	City Attorney	Indefinite
Gary Casady	Water Board Chairperson	Jan 2020
Beverly Daws	Water Board Vice Chairperson	Jan 2018
Robert Hembera	Water Board Trustee	Jan 2021
Troy Anderson	Water Board Trustee	Jan 2022
Patrick White	Water Board Trustee	Jan 2023
Marty Recker	Water Superintendent	Indefinite
Debra Larson	Billing Clerk	Indefinite
Sara Ries	Assistant Billing Clerk	Indefinite

City of Hiawatha



OFFICE OF AUDITOR OF STATE
STATE OF IOWA

Mary Mosiman, CPA
Auditor of State

State Capitol Building
Des Moines, Iowa 50319-0004

Telephone (515) 281-5834 Facsimile (515) 242-6134

Independent Auditor's Report

To the Honorable Mayor and Members of the City Council:

Report on the Financial Statements

We have audited the accompanying financial statements of the governmental activities, the business type activities, the discretely presented component unit, each major fund and the aggregate remaining fund information of the City of Hiawatha, Iowa, as of and for the year ended June 30, 2017, and the related Notes to Financial Statements, which collectively comprise the City's basic financial statements listed in the table of contents.

Management's Responsibility for the Financial Statements

Management is responsible for the preparation and fair presentation of these financial statements in accordance with the cash basis of accounting described in Note 1. This includes determining the cash basis of accounting is an acceptable basis for the preparation of the financial statements in the circumstances. This includes the design, implementation and maintenance of internal control relevant to the preparation and fair presentation of financial statements that are free from material misstatement, whether due to fraud or error.

Auditor's Responsibility

Our responsibility is to express opinions on these financial statements based on our audit. We conducted our audit in accordance with U.S. generally accepted auditing standards and the standards applicable to financial audits contained in Government Auditing Standards, issued by the Comptroller General of the United States. Those standards require that we plan and perform the audit to obtain reasonable assurance about whether the financial statements are free from material misstatement.

An audit involves performing procedures to obtain audit evidence about the amounts and disclosures in the financial statements. The procedures selected depend on the auditor's judgment, including the assessment of the risks of material misstatement of the financial statements, whether due to fraud or error. In making those risk assessments, the auditor considers internal control relevant to the City's preparation and fair presentation of the financial statements in order to design audit procedures that are appropriate in the circumstances, but not for the purpose of expressing an opinion on the effectiveness of the City's internal control. Accordingly, we express no such opinion. An audit also includes evaluating the appropriateness of accounting policies used and the reasonableness of significant accounting estimates made by management, as well as evaluating the overall presentation of the financial statements.

We believe the audit evidence we have obtained is sufficient and appropriate to provide a basis for our audit opinions.

Opinions

In our opinion, the financial statements referred to above present fairly, in all material respects, the respective cash basis financial position of the governmental activities, the business type activities, the discretely presented component unit, each major fund and the aggregate remaining fund information of the City of Hiawatha as of June 30, 2017, and the respective changes in its cash basis financial position for the year then ended in accordance with the basis of accounting described in Note 1.

Basis of Accounting

As discussed in Note 1, these financial statements were prepared on the basis of cash receipts and disbursements, which is a basis of accounting other than U.S. generally accepted accounting principles. Our opinions are not modified with respect to this matter.

Other Matters

Supplementary and Other Information


Our audit was conducted for the purpose of forming opinions on the financial statements that collectively comprise the City of Hiawatha's basic financial statements. We previously audited, in accordance with the standards referred to in the third paragraph of this report, the financial statements for the nine years ended June 30, 2016 (which are not presented herein) and expressed unmodified opinions on those financial statements which were prepared on the basis of cash receipts and disbursements. The supplementary information included in Schedules 1 through 4 is presented for purposes of additional analysis and is not a required part of the basic financial statements.

The supplementary information is the responsibility of management and was derived from and relates directly to the underlying accounting and other records used to prepare the basic financial statements. Such information has been subjected to the auditing procedures applied in the audit of the basic financial statements and certain additional procedures, including comparing and reconciling such information directly to the underlying accounting and other records used to prepare the basic financial statements or to the basic financial statements themselves, and other additional procedures in accordance with U.S. generally accepted auditing standards. In our opinion, the supplementary information is fairly stated in all material respects in relation to the basic financial statements taken as a whole.

The other information, Management's Discussion and Analysis, the Budgetary Comparison Information, the Schedule of the City's Proportionate Share of the Net Pension Liability and the Schedule of City Contributions on pages 7 through 12 and 36 through 42, has not been subjected to the auditing procedures applied in the audit of the basic financial statements and, accordingly, we do not express an opinion or provide any assurance on it.

Other Reporting Required by Government Auditing Standards

In accordance with Government Auditing Standards, we have also issued our report dated October 3, 2017 on our consideration of the City of Hiawatha's internal control over financial reporting and on our tests of its compliance with certain provisions of laws, regulations, contracts and grant agreements and other matters. The purpose of that report is solely to describe the scope of our testing of internal control over financial reporting and compliance and the results of that testing and not to provide an opinion on the effectiveness of the City's internal control over financial reporting or on compliance. That report is an integral part of an audit performed in accordance with Government Auditing Standards in considering the City of Hiawatha's internal control over financial reporting and compliance.


MARY MOSIMAN, CPA
Auditor of State

October 3, 2017

MANAGEMENT'S DISCUSSION AND ANALYSIS

The City of Hiawatha provides this Management's Discussion and Analysis of its financial statements. This narrative overview and analysis of the financial activities is for the fiscal year ended June 30, 2017. We encourage readers to consider this information in conjunction with the City's financial statements, which follow.

2017 FINANCIAL HIGHLIGHTS

- Receipts for the City's governmental activities increased 17.6%, or approximately \$2,507,000, from fiscal year 2016 to fiscal year 2017. The City received approximately \$2,439,000 more in debt proceeds in fiscal year 2017 than in fiscal year 2016, other general receipts increased approximately \$189,000, primarily due to the City receiving approximately \$158,000 more in commercial/industrial tax replacement in fiscal year 2017, and charges for service increased approximately \$441,000 due to approximately \$239,000 more in franchise fees. Capital grants, contributions and restricted interest decreased approximately \$227,000 due to the City receiving fewer donations and RISE grant funds from the Iowa Department of Transportation. Operating grants, contributions and restrictions increased approximately \$16,000, and property tax and other city tax decreased approximately \$359,000 primarily due to receiving \$122,000 more in property tax from rapid growth and delinquent tax payments, \$429,000 less in tax incremental financing receipts, and \$113,000 less in liability insurance property tax as it was not levied in the fiscal year.
- Disbursements for the City's governmental activities decreased 1.5%, or approximately \$225,000, from fiscal year 2016 to fiscal year 2017. Disbursements for capital projects decreased approximately \$1,244,000 and the City refunded \$1,445,000 of general obligation notes in fiscal year 2017, which is \$520,000 more than had been refunded in fiscal year 2016. Disbursements for public safety increased by approximately \$358,000.
- The City's total cash basis net position increased 21.0%, or approximately \$2,610,000, from June 30, 2016 to June 30, 2017. Of this amount, the net position of the governmental activities decreased approximately \$2,296,000 and the net position of the business type activities increased approximately \$314,000.

USING THIS ANNUAL REPORT

The annual report consists of a series of financial statements and other information, as follows:

Management's Discussion and Analysis introduces the basic financial statements and provides an analytical overview of the City's financial activities.

The Government-wide Financial Statement consists of a Cash Basis Statement of Activities and Net Position. This statement provides information about the activities of the City as a whole and presents an overall view of the City's finances.

The Fund Financial Statements tell how governmental services were financed in the short term as well as what remains for future spending. Fund financial statements report the City's operations in more detail than the government-wide financial statement by providing information about the most significant funds.

Notes to Financial Statements provide additional information essential to a full understanding of the data provided in the basic financial statements.

Other Information further explains and supports the financial statements with a comparison of the City's budget for the year and the City's proportionate share of the net pension liability and related contributions.

Supplementary Information provides detailed information about the nonmajor governmental funds and the City's indebtedness.

BASIS OF ACCOUNTING

The City maintains its financial records on the basis of cash receipts and disbursements and the financial statements of the City are prepared on that basis. The cash basis of accounting does not give effect to accounts receivable, accounts payable and accrued items. Accordingly, the financial statements do not present financial position and results of operations of the funds in accordance with U.S. generally accepted accounting principles. Therefore, when reviewing the financial information and discussion within this annual report, readers should keep in mind the limitations resulting from the use of the cash basis of accounting.

REPORTING THE CITY'S FINANCIAL ACTIVITIES

Government-wide Financial Statement

One of the most important questions asked about the City's finances is, "Is the City as a whole better off or worse off as a result of the year's activities?" The Cash Basis Statement of Activities and Net Position reports information which helps answer this question.

The Cash Basis Statement of Activities and Net Position presents the City's net position. Over time, increases or decreases in the City's net position may serve as a useful indicator of whether the financial position of the City is improving or deteriorating.

The Cash Basis Statement of Activities and Net Position is divided into the following activities:

- Governmental Activities include public safety, public works, health and social services, culture and recreation, community and economic development, general government, debt service and capital projects. Property tax, debt proceeds and state and federal grants finance most of these activities.
- Business Type Activities include the sanitary sewer system. These activities are financed primarily by user charges.
- The Component Unit includes the Hiawatha Water Department, which accounts for the activities of the waterworks.

Fund Financial Statements

The City has three kinds of funds:

- 1) Governmental funds account for most of the City's basic services. These focus on how money flows into and out of those funds and the balances at year-end that are available for spending. The governmental funds include: 1) the General Fund, 2) the Special Revenue Funds, such as Urban Renewal Tax Increment, Local Option Sales Tax and Employee Benefits, 3) the Debt Service Fund and 4) the Capital Projects Fund. The governmental fund financial statements provide a detailed, short-term view of the City's general government operations and the basic services it provides. Governmental fund information helps determine whether there are more or fewer financial resources that can be spent in the near future to finance the City's programs.

The required financial statement for governmental funds is a Statement of Cash Receipts, Disbursements and Changes in Cash Balances.

- 2) Proprietary funds account for the City's Enterprise Fund. Enterprise Funds are used to report business type activities. The City maintains one Enterprise Fund to provide information for the Sewer Fund, considered to be a major fund of the City.

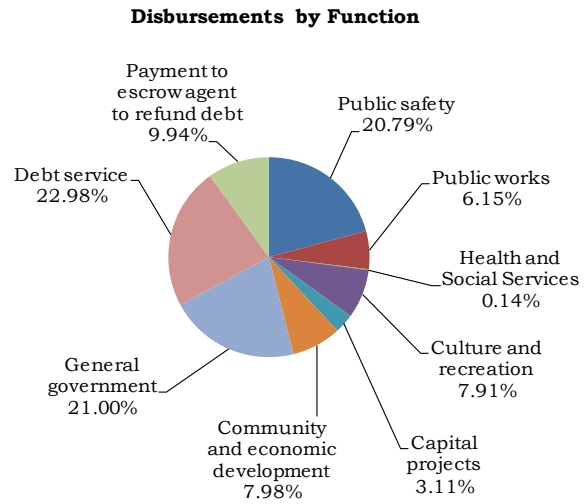
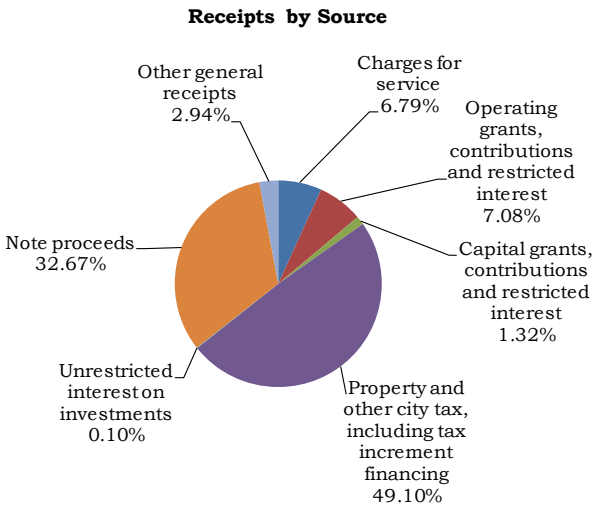
The required financial statement for the proprietary fund is a Statement of Cash Receipts, Disbursements and Changes in Cash Balances.

- 3) Fiduciary funds account for resources held for others. The Fiduciary funds consist of the Agency, Flexible Benefits and the Water Department Clearing Funds.

GOVERNMENT-WIDE FINANCIAL ANALYSIS

Net position may serve over time as a useful indicator of financial position. The City's cash balance for governmental activities increased approximately \$2,296,000 over a year ago, from \$10,767,155 to \$13,062,987. The analysis that follows focuses on the changes in cash basis net position of governmental activities.

Changes in Cash Basis Net Position of Governmental Activities		
	Year ended June 30,	
	2017	2016
Receipts:		
Program receipts:		
Charges for service	\$ 1,136,084	695,254
Operating grants, contributions and restricted interest	1,185,209	1,168,971
Capital grants, contributions and restricted interest	220,869	447,659
General receipts:		
Property and other city tax, including tax increment financing and local option sales tax	8,217,186	8,576,222
Unrestricted interest on investments	17,347	8,818
Note proceeds	5,468,443	3,029,760
Other general receipts	491,624	302,916
Total receipts	<u>16,736,762</u>	<u>14,229,600</u>
Disbursements:		
Public safety	3,022,173	2,663,676
Public works	893,554	759,638
Health and social services	20,000	20,000
Culture and recreation	1,149,893	1,104,426
Community and economic development	452,335	437,219
General government	1,160,638	1,107,582
Debt service	3,052,918	3,160,275
Capital projects	3,342,369	4,586,473
Payment to escrow agent to refund debt	1,445,000	925,000
Total disbursements	<u>14,538,880</u>	<u>14,764,289</u>
Change in cash basis net position before transfers	2,197,882	(534,689)
Transfers, net	97,950	64,972
Change in cash basis net position	2,295,832	(469,717)
Cash basis net position beginning of year	<u>10,767,155</u>	<u>11,236,872</u>
Cash basis net position end of year	<u>\$ 13,062,987</u>	<u>10,767,155</u>



The City's total receipts for governmental activities increased 17.6%, or approximately \$2,507,000. The total cost of all programs and services decreased approximately \$225,000. The increase in receipts was primarily the result of an increase in the amount of note proceeds received in fiscal year 2017 compared to the amount of note proceeds received in fiscal year 2016 and the increase in receipt of charges for service in fiscal year 2017, netted with a decrease of capital grants, contributions and restricted interest and property and other city tax.

The cost of all governmental activities this year was \$14,538,880. However, as shown in the Cash Basis Statement of Activities and Net Position, the amount financed by taxes for these activities was \$8,217,186, with the remainder paid for with user fees, grants, contributions, interest on investments, fund balances and note proceeds.

Changes in Cash Basis Net Position of Business Type Activities		
	Year ended June 30,	
	2017	2016
Receipts:		
Program receipts:		
Charges for service:		
Sewer	\$ 1,157,343	1,035,131
General receipts:		
Miscellaneous	11,000	-
Unrestricted interest on investments	3,157	222
Total receipts	1,171,500	1,035,353
Disbursements:		
Sewer	870,844	709,559
Increase in cash basis net position before transfers	300,656	325,794
Transfers, net	13,600	13,600
Increase in cash basis net position	314,256	339,394
Cash basis net position beginning of year	1,680,652	1,341,258
Cash basis net position end of year	\$ 1,994,908	1,680,652

The business type activities receipts for the fiscal year were \$1,171,500 compared to \$1,035,353 last year. Disbursements for the fiscal year increased 22.7% to \$870,844. As a result of these items, the cash balance increased 18.7%, or \$314,256, over the prior year.

INDIVIDUAL MAJOR GOVERNMENTAL FUND ANALYSIS

As the City of Hiawatha completed the year, its governmental funds reported a combined fund balance of \$13,062,987, an increase of approximately \$2,296,000 over last year's total. The following are the major reasons for the changes in fund balances of the major funds from the prior year.

- The General Fund cash balance increased \$3,256 over the prior year to \$1,692,241. Licenses and permit receipts increased approximately \$346,000, due to more building permits from rapid growth in fiscal year 2017 and an increase in franchise fees. Charges for service receipts increased approximately \$82,000, due to the increased ambulance fees for a biannual contract between the City and Duane Allen energy plant. Disbursements also increased by approximately \$462,000.
- The Special Revenue, Urban Renewal Tax Increment Fund had a cash balance of \$186,225 at the end of the fiscal year, which represents a decrease of \$66,859 from the previous year. The decrease was primarily the result of a decrease in the amount of Tax Increment Financing receipts during the year.
- The Special Revenue, Local Option Sales Tax Fund had a cash balance of \$612,239 at the end of the fiscal year, which represents a decrease of \$402,702 from the previous fiscal year. The decrease was primarily the result of the amount transferred to the Capital Projects Fund during the year.
- The Special Revenue, Employee Benefits Fund had a cash balance of \$129,296 at the end of the fiscal year, which represents a decrease of \$30,483 from the previous fiscal year. The decrease is primarily due to the City not levying for the full amount necessary since there is a fund balance which is being used.
- The Debt Service Fund cash balance increased \$201,157 to \$689,316 during the fiscal year. During the fiscal year, the City issued approximately \$1,449,000 of general obligation capital loan notes to refund \$1,445,000 of outstanding notes.
- The Capital Projects Fund is a combination of several sub-funds, including the Projects Fund, the Library Project Fund, the Local Option Sales Tax (LOST) Projects Fund, the Equipment Reserve Fund and the Tax Increment Financing (TIF) Projects Fund. The June 30, 2017 total cash balance of the Capital Projects Fund was \$8,991,884, an increase of \$2,481,635 over the June 30, 2016 cash balance. This increase is primarily due to a decrease of approximately \$1,189,000 of disbursements, a decrease of approximately \$298,000 in transfers in from other funds and an increase of approximately \$1,910,000 in note proceeds.

INDIVIDUAL MAJOR BUSINESS TYPE FUND ANALYSIS

The Enterprise, Sewer Fund cash balance increased \$314,256 to \$1,994,908 due to an increase in charges for service in fiscal year 2017 compared to fiscal year 2016.

BUDGETARY HIGHLIGHTS

Over the course of the year, the City amended its budget two times. The amendments were approved on April 5, 2017 and May 17, 2017 and resulted in an increase in budgeted disbursements of \$351,317, including a \$1,718,828 decrease for various capital projects, an increase of \$1,864,550 for debt service and an increase \$110,732 for public works.

The City's receipts were \$72,848 less than budgeted, which is a 0.5% variance.

Total disbursements were \$5,328,846 less than the final amended budget. Debt service disbursements were \$1,699,639 less than budgeted as a result of the City budgeting for the payment of the refunded debt when it was reported as another financing use. The capital projects function was \$2,608,441 less than budgeted due to actual disbursements being less than anticipated.

During the year ended June 30, 2017, disbursements did not exceed the amount budgeted for any function.

DEBT ADMINISTRATION

At June 30, 2017, the City had \$22,985,000 of general obligation notes and bonds outstanding, compared to \$21,755,000 at the end of the last fiscal year.

The City has obtained a bond rating and has continued to obtain favorable rates comparable to between A and AAA ratings. The Constitution of the State of Iowa limits the amount of general obligation debt cities can issue to 5% of the assessed value of all taxable property within the City's corporate limits. The City's outstanding general obligation debt of \$23,718,825, including \$733,825 of TIF indebtedness, is below its constitutional debt limit of approximately \$29,450,000.

ECONOMIC FACTORS AND NEXT YEAR'S BUDGET AND RATES

The City of Hiawatha's elected officials considered many factors when setting the fiscal year 2018 budget, tax rates and fees charged for various City activities. One of those factors is the economy. The City of Hiawatha is located in Linn County, Iowa. The County's unemployment rate in June 2017 was 3.4% versus 4.0% a year ago. This compares with the State's unemployment rate of 3.2% and the national rate of 4.3% percent.

The Consumer Price Index for urban consumers in June 2017 was 2.5% higher than the previous year.

These indicators were taken into account when adopting the budget for fiscal year 2018. Total projected receipts, including beginning balances available for appropriation in the budget, are \$32,121,542. The City will use its resources to finance programs we currently offer and fund our capital improvements. Budgeted disbursements (not including transfers) are expected to increase 9.8% to \$22,529,404 over the final fiscal year 2017 budget. The City has added no major new programs to the fiscal year 2018 budget.

CONTACTING THE CITY'S FINANCIAL MANAGEMENT

This financial report is designed to provide our citizens, taxpayers, customers and creditors with a general overview of the City's finances and to show the City's accountability for the money it receives. If you have questions about this report or need additional financial information, contact Finance Director Cindy Kudrna, 101 Emmons Street, Hiawatha, Iowa 52233-1697.

Basic Financial Statements

City of Hiawatha

Cash Basis Statement of Activities and Net Position

As of and for the year ended June 30, 2017

	Disbursements	Program Receipts		
		Charges for Service	Operating Grants, Contributions and Restricted Interest	Capital Grants, Contributions and Restricted Interest
Functions/Programs:				
Primary Government:				
Governmental activities:				
Public safety	\$ 3,022,173	731,698	61,173	-
Public works	893,554	40	876,774	-
Health and social services	20,000	-	-	-
Culture and recreation	1,149,893	124,044	243,025	-
Community and economic development	452,335	5,850	-	-
General government	1,160,638	274,452	1,100	-
Debt service	3,052,918	-	3,137	-
Capital projects	3,342,369	-	-	220,869
Total governmental activities	13,093,880	1,136,084	1,185,209	220,869
Business type activities:				
Sewer	870,844	1,157,343	-	-
Total primary government	\$ 13,964,724	2,293,427	1,185,209	220,869
Component unit:				
Hiawatha Water Department	\$ 1,331,652	1,455,315	-	-
General Receipts and Transfers:				
Property and other city tax levied for:				
General purposes				
Debt service				
Tax increment financing				
Local option sales tax				
Unrestricted interest on investments				
Note proceeds, including premium of \$203,443				
Payment to refunding bond agent				
Miscellaneous				
Primary government transfers				
Component unit transfers				
Total general receipts and transfers				
Change in cash basis net position				
Cash basis net position beginning of year				
Cash basis net position end of year				
Cash Basis Net Position				
Restricted:				
Urban renewal purposes				
Debt service				
Streets				
Liability insurance				
Capital projects				
Other purposes				
Unrestricted				
Total cash basis net position				

See notes to financial statements.

Net (Disbursements) Receipts and Changes in Cash Basis Net Position			
Primary Government			Component Unit
Governmental Activities	Business Type Activities	Total	Hiawatha Water Department
(2,229,302)	-	(2,229,302)	
(16,740)	-	(16,740)	
(20,000)	-	(20,000)	
(782,824)	-	(782,824)	
(446,485)	-	(446,485)	
(885,086)	-	(885,086)	
(3,049,781)	-	(3,049,781)	
(3,121,500)	-	(3,121,500)	
(10,551,718)	-	(10,551,718)	
-	286,499	286,499	
(10,551,718)	286,499	(10,265,219)	
			123,663
3,745,140	-	3,745,140	-
1,790,956	-	1,790,956	-
1,684,560	-	1,684,560	-
996,530	-	996,530	-
17,347	3,157	20,504	4,213
5,468,443	-	5,468,443	-
(1,445,000)	-	(1,445,000)	-
491,624	11,000	502,624	35,492
7,500	(7,500)	-	-
90,450	21,100	111,550	(111,550)
12,847,550	27,757	12,875,307	(71,845)
2,295,832	314,256	2,610,088	51,818
10,767,155	1,680,652	12,447,807	945,183
\$ 13,062,987	1,994,908	15,057,895	997,001
\$ 186,225	-	186,225	-
689,316	-	689,316	-
636,076	-	636,076	-
19,569	-	19,569	-
7,673,392	-	7,673,392	-
867,245	-	867,245	194,990
2,991,164	1,994,908	4,986,072	802,011
\$ 13,062,987	1,994,908	15,057,895	997,001

City of Hiawatha

Statement of Cash Receipts, Disbursements
and Changes in Cash Balances
Governmental Funds

As of and for the year ended June 30, 2017

	Special Revenue			
	General	Urban Renewal Tax Increment	Local Option Sales Tax	Employee Benefits
Receipts:				
Property tax	\$ 2,767,662	-	-	954,019
Tax increment financing	-	1,684,560	-	-
Other city tax	17,473	-	996,530	5,986
Licenses and permits	643,832	-	-	-
Use of money and property	69,246	1,832	768	-
Intergovernmental	382,590	-	-	61,734
Charges for service	423,673	-	-	-
Special assessments	-	-	-	-
Miscellaneous	145,353	-	-	-
Total receipts	4,449,829	1,686,392	997,298	1,021,739
Disbursements:				
Operating:				
Public safety	2,308,636	-	-	653,539
Public works	110,940	-	-	-
Health and social services	20,000	-	-	-
Culture and recreation	877,618	-	-	212,566
Community and economic development	69	452,266	-	-
General government	966,735	-	-	186,117
Debt service	-	-	-	-
Capital projects	-	-	-	-
Total disbursements	4,283,998	452,266	-	1,052,222
Excess (deficiency) of receipts over (under) disbursements	165,831	1,234,126	997,298	(30,483)
Other financing sources (uses):				
Note proceeds, including premium of \$203,443	-	-	-	-
Payment to refunding bond agent	-	-	-	-
Transfers in	-	-	-	-
Transfers out	(172,575)	(1,300,985)	(1,400,000)	-
Component unit transfers in	-	-	-	-
Sale of property	10,000	-	-	-
Total other financing sources (uses)	(162,575)	(1,300,985)	(1,400,000)	-
Change in cash balances	3,256	(66,859)	(402,702)	(30,483)
Cash balances beginning of year	1,688,985	253,084	1,014,941	159,779
Cash balances end of year	\$ 1,692,241	186,225	612,239	129,296
Cash Basis Fund Balances				
Restricted for:				
Urban renewal purposes	\$ -	186,225	-	-
Debt service	-	-	-	-
Streets	-	-	-	-
Liability Insurance	19,569	-	-	-
Capital projects	-	-	-	-
Other purposes	-	-	612,239	129,296
Committed for equipment	-	-	-	-
Unassigned	1,672,672	-	-	-
Total cash basis fund balances	\$ 1,692,241	186,225	612,239	129,296

See notes to financial statements.

Debt Service	Capital Projects	Nonmajor	Total
1,781,438	-	-	5,503,119
-	-	-	1,684,560
9,518	-	-	1,029,507
-	-	-	643,832
2,757	7,976	21	82,600
99,775	57,620	871,985	1,473,704
-	-	-	423,673
380	1,688	-	2,068
-	153,585	86,918	385,856
<u>1,893,868</u>	<u>220,869</u>	<u>958,924</u>	<u>11,228,919</u>
-	28,067	31,931	3,022,173
-	92,680	689,934	893,554
-	-	-	20,000
-	13,728	45,981	1,149,893
-	-	-	452,335
-	7,786	-	1,160,638
3,052,918	-	-	3,052,918
-	3,342,369	-	3,342,369
<u>3,052,918</u>	<u>3,484,630</u>	<u>767,846</u>	<u>13,093,880</u>
<u>(1,159,050)</u>	<u>(3,263,761)</u>	<u>191,078</u>	<u>(1,864,961)</u>
1,448,736	4,019,707	-	5,468,443
(1,445,000)	-	-	(1,445,000)
1,300,985	1,661,325	-	2,962,310
-	-	(81,250)	(2,954,810)
55,486	34,964	-	90,450
-	29,400	-	39,400
<u>1,360,207</u>	<u>5,745,396</u>	<u>(81,250)</u>	<u>4,160,793</u>
201,157	2,481,635	109,828	2,295,832
488,159	6,510,249	651,958	10,767,155
<u>689,316</u>	<u>8,991,884</u>	<u>761,786</u>	<u>13,062,987</u>
-	-	-	186,225
689,316	-	-	689,316
-	-	636,076	636,076
-	-	-	19,569
-	7,673,392	-	7,673,392
-	-	125,710	867,245
-	1,318,492	-	1,318,492
-	-	-	1,672,672
<u>689,316</u>	<u>8,991,884</u>	<u>761,786</u>	<u>13,062,987</u>

Exhibit C

City of Hiawatha

Statement of Cash Receipts, Disbursements
and Changes in Cash Balances
Proprietary Fund

As of and for the year ended June 30, 2017

	<u>Enterprise</u>
	<u>Sewer</u>
Operating receipts:	
Charges for service	\$ 1,157,343
Operating disbursements:	
Business type activities	<u>870,844</u>
Excess of operating receipts over operating disbursements	<u>286,499</u>
Non-operating receipts:	
Interest on investments	3,157
Sale of property	<u>11,000</u>
Total non-operating receipts	<u>14,157</u>
Excess of receipts over disbursements	<u>300,656</u>
Transfers:	
Component unit transfers in	21,100
Transfer out	<u>(7,500)</u>
Total net transfers	<u>13,600</u>
Change in cash balances	314,256
Cash balances beginning of year	<u>1,680,652</u>
Cash balances end of year	<u>\$ 1,994,908</u>
Cash Basis Fund Balances	
Unrestricted	<u>\$ 1,994,908</u>

See notes to financial statements.

City of Hiawatha

Statement of Cash Receipts, Disbursements
and Changes in Cash Balances
Fiduciary Funds

As of and for the year ended June 30, 2017

	Agency	
	Flexible Benefits	Water Department Clearing
Additions:		
Employee contributions	\$ 3,595	-
Reimbursements from the Water Department	-	590,531
Total additions	<u>3,595</u>	<u>590,531</u>
Deductions:		
Medical reimbursements	3,806	-
Payments made on behalf of the Water Department	-	574,153
Total deductions	<u>3,806</u>	<u>574,153</u>
Net change in cash balances	(211)	16,378
Cash balance beginning of year	<u>2,968</u>	<u>(87,156)</u>
Cash balance end of year	<u>\$ 2,757</u>	<u>(70,778)</u>

See notes to financial statements.

City of Hiawatha

Notes to Financial Statements

June 30, 2017

(1) Summary of Significant Accounting Policies

The City of Hiawatha is a political subdivision of the State of Iowa located in Linn County. It was first incorporated in 1950 and operates under the Home Rule provisions of the Constitution of Iowa. The City operates under the Mayor-Council form of government with the Mayor and Council Members elected on a non-partisan basis. The City provides numerous services to citizens, including public safety, public works, health and social services, culture and recreation, community and economic development and general government services. The City also provides water and sewer utilities for its citizens.

A. Reporting Entity

For financial reporting purposes, the City of Hiawatha has included all funds, organizations, agencies, boards, commissions and authorities. The City has also considered all potential component units for which it is financially accountable and other organizations for which the nature and significance of their relationship with the City are such that exclusion would cause the City's financial statements to be misleading or incomplete. The Governmental Accounting Standards Board has set forth criteria to be considered in determining financial accountability. These criteria include appointing a voting majority of an organization's governing body and (1) the ability of the City to impose its will on that organization or (2) the potential for the organization to provide specific benefits to or impose specific financial burdens on the City.

These financial statements present the City of Hiawatha (the primary government) and its component units. The component units discussed below are included in the City's reporting entity because of the significance of their operational or financial relationship with the City.

Discretely Presented Component Unit

The Hiawatha Water Department is presented in a separate column to emphasize it is legally separate from the City, but is financially accountable to the City or its relationship with the City is such that exclusion would cause the City's financial statements to be misleading or incomplete.

The Hiawatha Water Department was established to operate the City's waterworks facilities. The Water Department is governed by a five member Board of Trustees appointed by the Mayor and approved by the City Council. Title to all property of the Water Department is held in the name of the City. A financial benefit/burden relationship exists between the City and the Water Department in that the City is authorized by statute to issue general obligation debt for a City utility and may certify taxes for the payment of the debt. The Water Department is presented as a discretely presented component unit in these financial statements.

Blended Component Units – The Hiawatha Firefighters Association, Friends of the Hiawatha Public Library, Friends of Hiawatha Parks and Recreation and Ride for Wrigley are legally separate from the City but are so intertwined with the City they are, in substance, the same as the City. These component units are reported as part of the City and blended into the Special Revenue Funds of the City.

Jointly Governed Organizations

The City participates in several jointly governed organizations that provide goods or services to the citizenry of the City but do not meet the criteria of a joint venture since there is no ongoing financial interest or responsibility by the participating governments. City officials are members of the following boards and commissions: Linn County Assessor's Conference Board, City Assessor's Conference Board, Linn County Emergency Management Commission, Cedar Rapids/Linn County Solid Waste Agency and Linn County Joint E911 Service Board.

B. Basis of Presentation

Government-wide Financial Statement - The Cash Basis Statement of Activities and Net Position reports information on all of the nonfiduciary activities of the primary government and its component units. For the most part, the effect of interfund activity has been removed from this statement. Governmental activities, which are supported by tax and intergovernmental receipts, are reported separately from business type activities, which rely to a significant extent on fees and charges for service.

The Cash Basis Statement of Activities and Net Position presents the City's nonfiduciary net position. Net position is reported in the following categories/components:

Restricted net position results when constraints placed on the use of cash balances are either externally imposed or are imposed by law through constitutional provisions or enabling legislation. Enabling legislation did not result in any restricted net position.

Unrestricted net position consists of cash balances not meeting the definition of the preceding category. Unrestricted net position is often subject to constraints imposed by management which can be removed or modified.

The Cash Basis Statement of Activities and Net Position demonstrates the degree to which the direct disbursements of a given function are offset by program receipts. Direct disbursements are those clearly identifiable with a specific function. Program receipts include 1) charges to customers or applicants who purchase, use or directly benefit from goods, services or privileges provided by a given function and 2) grants, contributions and interest on investments restricted to meeting the operational or capital requirements of a particular function. Property tax and other items not properly included among program receipts are reported instead as general receipts.

Fund Financial Statements - Separate financial statements are provided for governmental funds, the proprietary fund and the fiduciary funds. Major individual governmental funds and the major individual enterprise fund are reported as separate columns in the fund financial statements. All remaining governmental funds are aggregated and reported as nonmajor governmental funds.

The City reports the following major governmental funds:

The General Fund is the general operating fund of the City. All general tax receipts from general and emergency levies and other receipts not allocated by law or contractual agreement to some other fund are accounted for in this fund. From the fund are paid the general operating disbursements, the fixed charges and the capital improvement costs not paid from other funds.

Special Revenue:

The Urban Renewal Tax Increment Fund is used to account for tax increment financing collections and the repayment of tax increment financing indebtedness.

The Local Option Sales Tax Fund is used to account for local option sales tax collections authorized by referendum to be used for improvements related to the water and sewer systems, streets, public safety, parks and recreation.

The Employee Benefits Fund is used to account for the employee benefits tax levy used to fund pension and related employee benefits.

The Debt Service Fund is utilized to account for property tax and other receipts to be used for the payment of interest and principal on the City's general long-term debt.

The Capital Projects Fund is used to account for all resources used in the acquisition and construction of capital facilities.

The City reports the following major proprietary fund:

The Enterprise, Sewer Fund accounts for the operation and maintenance of the City's wastewater treatment and sanitary sewer system.

Additionally, the City reports two fiduciary funds to account for assets held by the City as an agent for employee flexible benefit contributions and the related payments and a fund which acts as a clearing account for payments made by the City on behalf of the Water Department and the related reimbursements from the Water Department.

C. Measurement Focus and Basis of Accounting

The City maintains its financial records on the basis of cash receipts and disbursements and the financial statements of the City are prepared on that basis. The cash basis of accounting does not give effect to accounts receivable, accounts payable and accrued items. Accordingly, the financial statements do not present financial position and results of operations of the funds in accordance with U.S. generally accepted accounting principles.

Under the terms of grant agreements, the City funds certain programs by a combination of specific cost-reimbursement grants, categorical block grants and general receipts. Thus, when program disbursements are paid, there are both restricted and unrestricted cash basis net assets available to finance the program. It is the City's policy to first apply cost-reimbursement grant resources to such programs, followed by categorical block grants and then by general receipts.

When a disbursement in governmental funds can be paid using either restricted or unrestricted resources, the City's policy is generally to first apply the disbursement toward restricted fund balance and then to less-restrictive classifications – committed, assigned and then unassigned fund balances.

Proprietary funds distinguish operating receipts and disbursements from non-operating items. Operating receipts and disbursements generally result from providing services and producing and delivering goods in connection with a proprietary fund's principal ongoing operations. All receipts and disbursements not meeting this definition are reported as non-operating receipts and disbursements.

D. Governmental Cash Basis Fund Balances

In the governmental fund financial statements, cash basis fund balances are classified as follows:

Restricted – Amounts restricted to specific purposes when constraints placed on the use of the resources are either externally imposed by creditors, grantors or state or federal laws or are imposed by law through constitutional provisions or enabling legislation.

Committed – Amounts which can be used only for specific purposes pursuant to constraints formally imposed by the City Council through ordinance or resolution approved prior to year end. Committed amounts cannot be used for any other purpose unless the City Council removes or changes the specified use by taking the same action it employed to commit those amounts.

Unassigned – All amounts not included in the preceding classifications.

E. Budgets and Budgetary Accounting

The budgetary comparison and related disclosures are reported as Other Supplementary Information.

(2) Cash and Pooled Investments

The City's deposits in banks at June 30, 2017 were entirely covered by federal depository insurance or by the State Sinking Fund in accordance with Chapter 12C of the Code of Iowa. This chapter provides for additional assessments against the depositories to ensure there will be no loss of public funds.

The City is authorized by statute to invest public funds in obligations of the United States government, its agencies and instrumentalities; certificates of deposit or other evidences of deposit at federally insured depository institutions approved by the City Council; prime eligible bankers acceptances; certain high rated commercial paper; perfected repurchase agreements; certain registered open-end management investment companies; certain joint investment trusts; and warrants or improvement certificates of a drainage district.

The City had investments in the Iowa Public Agency Investment Trust which are valued at an amortized cost of \$9,104,088 pursuant to Rule 2a-7 under the Investment Company Act of 1940. There were no limitations or restrictions on withdrawals for the IPAIT investments. The City's investment in the Iowa Public Agency Investment Trust is unrated.

The City had no other investments meeting the disclosure requirements of Governmental Accounting Standards Board Statement No. 72.

(3) Bonds and Notes Payable

Annual debt service requirements to maturity for general obligation notes and bonds are as follows:

Year Ending June 30,	General Obligation Notes		General Obligation Bonds		Total	
	Principal	Interest	Principal	Interest	Principal	Interest
2018	\$ 2,660,000	469,505	210,000	45,390	2,870,000	514,895
2019	2,285,000	429,328	215,000	41,190	2,500,000	470,518
2020	2,310,000	385,936	215,000	36,890	2,525,000	422,826
2021	2,120,000	338,754	225,000	32,590	2,345,000	371,344
2022	2,165,000	292,692	225,000	28,090	2,390,000	320,782
2023-2027	7,310,000	734,211	980,000	62,265	8,290,000	796,476
2028-2032	2,065,000	172,050	-	-	2,065,000	172,050
Total	\$ 20,915,000	2,822,476	2,070,000	246,415	22,985,000	3,068,891

General Obligation Capital Loan Notes

On May 24, 2017, the City issued \$5,265,000 of general obligation capital loan notes, Series 2017. The notes were issued for the sanitary sewer and street projects and refunding \$1,445,000 of general obligation capital loan notes issued June 1, 2010. The notes bear interest at 3.00% per annum and mature in varying annual amounts ranging from \$235,000 to \$540,000, with the final maturity due on June 1, 2032.

The City reduced its total debt service payments over the next four fiscal years by \$30,912 and obtained an economic gain (difference between the present value of the debt service payments on the old and new debt) of \$29,109 on the refunding.

(4) Pension Plan

Plan Description – IPERS membership is mandatory for employees of the City, except for those covered by another retirement system. Employees of the City are provided with pensions through a cost-sharing multiple employer defined benefit pension plan administered by the Iowa Public Employees' Retirement System (IPERS). IPERS issues a stand-alone financial report which is available to the public by mail at 7401 Register Drive, PO Box 9117, Des Moines, Iowa 50306-9117 or at www.ipers.org.

IPERS benefits are established under Iowa Code Chapter 97B and the administrative rules thereunder. Chapter 97B and the administrative rules are the official plan documents. The following brief description is provided for general informational purposes only. Refer to the plan documents for more information.

Pension Benefits – A Regular member may retire at normal retirement age and receive monthly benefits without an early-retirement reduction. Normal retirement age is age 65, any time after reaching age 62 with 20 or more years of covered employment or when the member's years of service plus the member's age at the last birthday equals or exceeds 88, whichever comes first. These qualifications must be met on the member's first month of entitlement to benefits. Members cannot begin receiving retirement benefits before age 55. The formula used to calculate a Regular member's monthly IPERS benefit includes:

- A multiplier based on years of service.
- The member's highest five-year average salary, except members with service before June 30, 2012 will use the highest three-year average salary as of that date if it is greater than the highest five-year average salary.

Protection occupation members may retire at normal retirement age, which is generally at age 55. The formula used to calculate a protection occupation member's monthly IPERS benefit includes:

- 60% of average salary after completion of 22 years of service, plus an additional 1.5% of average salary for more than 22 years of service but not more than 30 years of service.
- The member's highest three-year average salary.

If a member retires before normal retirement age, the member's monthly retirement benefit will be permanently reduced by an early-retirement reduction. The early-retirement reduction is calculated differently for service earned before and after July 1, 2012. For service earned before July 1, 2012, the reduction is 0.25% for each month the member receives benefits before the member's earliest normal retirement age. For service earned on or after July 1, 2012, the reduction is 0.50% for each month the member receives benefits before age 65.

Generally, once a member selects a benefit option, a monthly benefit is calculated and remains the same for the rest of the member's lifetime. However, to combat the effects of inflation, retirees who began receiving benefits prior to July 1990 receive a guaranteed dividend with their regular November benefit payments.

Disability and Death Benefits – A vested member who is awarded federal Social Security disability or Railroad Retirement disability benefits is eligible to claim IPERS benefits regardless of age. Disability benefits are not reduced for early retirement. If a member dies before retirement, the member's beneficiary will receive a lifetime annuity or a lump-sum payment equal to the present actuarial value of the member's accrued benefit or calculated with a set formula, whichever is greater. When a member dies after retirement, death benefits depend on the benefit option the member selected at retirement.

Contributions – Contribution rates are established by IPERS following the annual actuarial valuation which applies IPERS' Contribution Rate Funding Policy and Actuarial Amortization Method. State statute limits the amount rates can increase or decrease each year to 1 percentage point. IPERS Contribution Rate Funding Policy requires the actuarial contribution rate be determined using the "entry age normal" actuarial cost method and the actuarial assumptions and methods approved by the IPERS Investment Board. The actuarial contribution rate covers normal cost plus the unfunded actuarial liability payment based on a 30-year amortization period. The payment to amortize the unfunded actuarial liability is determined as a level percentage of payroll based on the Actuarial Amortization Method adopted by the Investment Board.

In fiscal year 2017, pursuant to the required rate, Regular members contributed 5.95% of covered payroll and the City contributed 8.93% of covered payroll, for a total rate of 14.88%. Protection occupation members contributed 6.56% of covered payroll and the City contributed 9.84% of covered payroll, for a total rate of 16.40%.

The City's contributions to IPERS for the year ended June 30, 2017 were \$301,702.

Net Pension Liability, Pension Expense, Deferred Outflows of Resources and Deferred Inflows of Resources Related to Pensions – At June 30, 2017, the City reported a liability of \$1,736,262 for its proportionate share of the net pension liability. The net pension liability was measured as of June 30, 2016 and the total pension liability used to calculate the net pension liability was determined by an actuarial valuation as of that date. The City's proportion of the net pension liability was based on the City's share of contributions to IPERS relative to the contributions of all IPERS participating employers. At June 30, 2016, the City's proportion was 0.027589%, which was an increase of 0.004803% over its proportion measured as of June 30, 2015.

For the year ended June 30, 2017, the City's pension expense, deferred outflows of resources and deferred inflows of resources totaled \$305,291, \$812,002 and \$398,503, respectively.

There were no non-employer contributing entities to IPERS.

Actuarial Assumptions – The total pension liability in the June 30, 2016 actuarial valuation was determined using the following actuarial assumptions, applied to all periods included in the measurement:

Rate of inflation (effective June 30, 2014)	3.00% per annum.
Rates of salary increase (effective June 30, 2010)	4.00 to 17.00% average, including inflation. Rates vary by membership group.
Long-term investment rate of return (effective June 30, 1996)	7.50% compounded annually, net of investment expense, including inflation.
Wage growth (effective June 30, 1990)	4.00% per annum, based on 3.00% inflation and 1.00% real wage inflation.

The actuarial assumptions used in the June 30, 2016 valuation were based on the results of actuarial experience studies with dates corresponding to those listed above.

Mortality rates were based on the RP-2000 Mortality Table for Males or Females, as appropriate, with adjustments for mortality improvements based on Scale AA.

The long-term expected rate of return on pension plan investments was determined using a building-block method in which best-estimate ranges of expected future real rates (expected returns, net of pension plan investment expense and inflation) are developed for each major asset class. These ranges are combined to produce the long-term expected rate of return by weighting the expected future real rates of return by the target asset allocation percentage and by adding expected inflation. The target allocation and best estimates of arithmetic real rates of return for each major asset class are summarized in the following table:

Asset Class	Asset Allocation	Long-Term Expected Real Rate of Return
Core plus fixed income	28%	1.90%
Domestic equity	24	5.85
International equity	16	6.32
Private equity/debt	11	10.31
Real estate	8	3.87
Credit opportunities	5	4.48
U.S. TIPS	5	1.36
Other real assets	2	6.42
Cash	1	(0.26)
Total	<u>100%</u>	

Discount Rate – The discount rate used to measure the total pension liability was 7.50%. The projection of cash flows used to determine the discount rate assumed employee contributions will be made at the contractually required rate and contributions from the City will be made at contractually required rates, actuarially determined. Based on those assumptions, IPERS’ fiduciary net position was projected to be available to make all projected future benefit payments of current active and inactive employees. Therefore, the long-term expected rate of return on IPERS’ investments was applied to all periods of projected benefit payments to determine the total pension liability.

Sensitivity of City’s Proportionate Share of the Net Pension Liability to Changes in the Discount Rate – The following presents the City’s proportionate share of the net pension liability calculated using the discount rate of 7.50%, as well as what the City’s proportionate share of the net pension liability would be if it were calculated using a discount rate that is 1% lower (6.50%) or 1% higher (8.50%) than the current rate.

	1% Decrease (6.50%)	Discount Rate (7.50%)	1% Increase (8.50%)
City's proportionate share of the net pension liability	\$ 3,448,076	1,736,262	292,290

IPERS’ Fiduciary Net Position – Detailed information about IPERS’ fiduciary net position is available in the separately issued IPERS financial report which is available on IPERS’ website at www.ipers.org.

(5) Other Postemployment Benefits (OPEB)

Plan Description - The City operates a single-employer health benefit plan which provides medical/prescription drug benefits for employees, retirees and their spouses. There are 50 active and 5 retired members in the plan. Retired participants must be age 65 or older and be a full-time employee of the City for 15 continuous years or, if under age 65, be a full-time employee of the City for 25 continuous years at retirement.

The medical/prescription drug benefits are provided through a fully-insured plan with Wellmark. For retirees under age 65, the City pays the same premium for the medical/prescription drug benefits as active employees. For retirees age 65 or older, the City pays a reduced premium for supplemental Medicare coverage and, as an added benefit, the single rate premium for a qualifying spouse for up to 3 years.

Funding Policy - The contribution requirements of plan members are established and may be amended by the City. The City currently finances the benefit plan on a month to month basis. The most recent active member monthly premiums for the City are \$442 for single coverage, \$810 for employee/children, \$874 for employee/spouse and \$1,295 for family coverage. The same monthly premiums apply to retirees under the age of 65. For retirees age 65 or older, the monthly premiums are \$220 for supplemental Medicare coverage. For the year ended June 30, 2017, the City contributed \$598,680 and plan members eligible for benefits contributed \$12,280 to the plan.

(6) Compensated Absences

City employees accumulate a limited amount of earned but unused vacation and sick leave hours for subsequent use or for payment upon termination, retirement or death. These accumulations are not recognized as disbursements by the City until used or paid. The City's approximate liability for earned vacation and sick leave payable to employees at June 30, 2017, primarily relating to the General Fund, is as follows:

<u>Type of Benefit</u>	<u>Amount</u>
Vacation	\$ 145,000
Sick leave	<u>83,000</u>
Total	<u>\$ 228,000</u>

This liability has been computed based on rates of pay in effect at June 30, 2017.

(7) Construction Contracts

The City entered into various construction contracts during the year. Unpaid contract commitments as of June 30, 2017 totaled \$2,890,919. The balance on these contracts will be paid as work on the projects progresses.

(8) Urban Renewal Project Rebate and Economic Development Agreements

Rebate Agreements

The City has 15 active tax increment financing agreements. The City agreed to assist in urban renewal projects by rebating incremental property tax paid by the participating companies with respect to the improvements set forth in the urban renewal plan. The incremental property tax to be received by the City under Chapter 403.19 of the Code of Iowa from the participating companies will be rebated for a period of up to five years beginning with the tax year in which the property tax on the completed value of the improvements is first paid. The total amount to be rebated in fiscal year 2017 for the active tax increment financing agreements is not to exceed \$529,425. The actual amount rebated during the year ended June 30, 2017 was \$366,264.

Economic Development Agreements

On November 18, 2015, the City approved Resolution No. 15-244 pledging financial support of \$10,000 for fiscal year 2017 to Cedar Rapids Metro Economic Alliance for services provided in attracting businesses to the metro area and assisting existing companies with expansion projects, job placement and recruitment, and promoting Iowa's Creative Corridor. The contribution was appropriated from the incremental property tax to be received by the City under Chapter 403.19 of the Code of Iowa.

On November 4, 2015, the City approved Resolution No. 15-229 pledging financial support of \$10,000 for fiscal year 2017 to Entrepreneurial Development Center Inc. (EDC) for services provided to businesses. The contribution was appropriated from the incremental property tax to be received by the City under Chapter 403.19 of the Code of Iowa.

On November 18, 2015, the City approved Resolution No. 15-243 pledging financial support of \$10,000 for fiscal year 2017 to Hiawatha Economic Development Corporation (HEDCO) to support in carrying out their initiatives of cultivating economic growth in the City of Hiawatha by serving as an advocate for existing businesses and businesses looking to move their operations to Hiawatha. The contribution was appropriated from the incremental property tax to be received by the City under Chapter 403.19 of the Code of Iowa.

The above agreements are not general obligations of the City. However, the agreements are subject to the constitutional debt limitation of the City.

The rebate and economic development agreements are subject to an annual appropriation and only the amount payable in the succeeding year is subject to the constitutional debt limitation.

(9) Sewer Maintenance Agreement

The City entered into an agreement with the City of Cedar Rapids to discharge all waste collected in its sanitary sewer system into the City of Cedar Rapids' interceptor for treatment. The City agreed to share the operation, maintenance and construction costs of the water pollution control facility of the City of Cedar Rapids. The City's share of the operation and maintenance costs for the year ended June 30, 2017 totaled \$651,613.

(10) Industrial Development Revenue Bonds

The City has issued a total of \$2,142,000 of industrial development revenue bonds under the provisions of Chapter 419 of the Code of Iowa, of which \$448,718 is outstanding at June 30, 2017. The bonds and related interest are payable solely from the rents payable by tenants of the properties constructed and the bond principal and interest do not constitute liabilities of the City.

(11) Midwestern Disaster Area Revenue Bonds

The City has issued a total of \$3,000,000 of Midwestern disaster area revenue bonds under the provisions of Chapter 419 of the Code of Iowa, of which \$2,262,078 is outstanding at June 30, 2017. The bonds and related interest are payable solely from revenues derived from the project to be financed and the bond principal and interest do not constitute liabilities of the City.

(12) Risk Management

The City is a member of the Iowa Communities Assurance Pool, as allowed by Chapter 670.7 of the Code of Iowa. The Iowa Communities Assurance Pool (Pool) is a local government risk-sharing pool whose 753 members include various governmental entities throughout the State of Iowa. The Pool was formed in August 1986 for the purpose of managing and funding third-party liability claims against its members. The Pool provides coverage and protection in the following categories: general liability, automobile liability, automobile physical damage, public officials liability, police professional liability, property, inland marine and boiler/machinery. There have been no reductions in insurance coverage from prior years.

Each member's annual casualty contributions to the Pool fund current operations and provide capital. Annual casualty operating contributions are those amounts necessary to fund, on a cash basis, the Pool's general and administrative expenses, claims, claims expenses and reinsurance expenses estimated for the fiscal year, plus all or any portion of any deficiency in capital. Capital contributions are made during the first six years of membership and are maintained at a level determined by the Board not to exceed 300% of basis rate.

The Pool also provides property coverage. Members who elect such coverage make annual property operating contributions which are necessary to fund, on a cash basis, the Pool's general and administrative expenses, reinsurance premiums, losses and loss expenses for property risks estimated for the fiscal year, plus all or any portion of any deficiency in capital. Any year-end operating surplus is transferred to capital. Deficiencies in operations are offset by transfers from capital and, if insufficient, by the subsequent year's member contributions.

The City's property and casualty contributions to the Pool are recorded as disbursements from its operating funds at the time of payment to the Pool. The City's contributions to the Pool for the year ended June 30, 2017 were \$123,984.

The Pool uses reinsurance and excess risk-sharing agreements to reduce its exposure to large losses. The Pool retains general, automobile, police professional, and public officials' liability risks up to \$500,000 per claim. Claims exceeding \$500,000 are reinsured through reinsurance and excess risk-sharing agreements up to the amount of risk-sharing protection provided by the City's risk-sharing certificate. Property and automobile physical damage risks are retained by the Pool up to \$250,000 each occurrence, each location. Property risks exceeding \$250,000 are reinsured through reinsurance and excess risk-sharing agreements up to the amount of the risk-sharing protection provided by the City's risk-sharing agreement.

The Pool's intergovernmental contract with its members provides that in the event a casualty claim property loss or series of claims or losses exceeds the amount of risk-sharing protection provided by the City's risk-sharing certificate, or in the event a casualty claim, property loss or series of claims or losses exhausts the Pool's funds and any excess risk-sharing recoveries, then payment of such claims or losses shall be the obligation of the respective individual member against whom the claim was made or the loss was incurred.

Members agree to continue membership in the Pool for a period of not less than one full year. After such period, a member who has given 60 days' prior written notice may withdraw from the Pool. Upon withdrawal, payments for all casualty claims and claims expenses become the sole responsibility of the withdrawing member, regardless of whether a claim was incurred or reported prior to the member's withdrawal. Upon withdrawal, a formula set forth in the Pool's intergovernmental contract with its members is applied to determine the amount (if any) to be refunded to the withdrawing member.

The City also carries commercial insurance purchased from other insurers for coverage associated with crime, general liability, commercial auto, workers compensation and umbrella liability in the amount of \$5,000 per occurrence, \$2,000,000 per occurrence, \$2,000,000 per occurrence, \$1,000,000 per accident and \$4,000,000 per occurrence, respectively. The City assumes liability for any deductibles, and claims in excess of coverage limitations. Settled claims resulting from these risks have not exceeded commercial insurance coverage in any of the past three fiscal years.

(13) Solid Waste Agreement

On October 19, 1994, the City entered into a 28E Agreement with Cedar Rapids/Linn County Solid Waste Agency to be an associate member of the Agency. The Cedar Rapids/Linn County Solid Waste Agency was created under Chapter 28E of the Code of Iowa by the City of Cedar Rapids and Linn County to provide for the proper and efficient management and disposal of solid waste. The 28E Agreement between the City of Cedar Rapids and Linn County became fully operative on July 1, 1994 and shall continue until June 30, 2044. At termination, each member and associate member shall make such guarantees as are necessary to facilitate closure of all solid waste disposal sites. All solid waste fees are collected by private solid waste handlers who are licensed by the City.

(14) Interfund Transfers

The detail of interfund transfers for the year ended June 30, 2017 is as follows:

<u>Transfer to</u>	<u>Transfer From</u>	<u>Amount</u>
Debt Service	Special Revenue: Urban Renewal Tax Increment	\$ 1,300,985
Capital Projects	General	172,575
	Special Revenue:	
	Local Option Sales Tax	1,400,000
	Road Use Tax	81,250
	Enterprise:	
	Sewer	7,500
		<u>1,661,325</u>
Total		<u>\$ 2,962,310</u>
<u>Transfers from Component Unit:</u>		
Debt Service	Enterprise:	
	Water Operating	\$ 55,486
Capital Projects	Water Operating	34,964
Enterprise:		
Sewer	Water Operating	21,100
Total		<u>\$ 111,550</u>

Transfers generally move resources from the fund statutorily required to collect the resources to the fund statutorily required to disburse the resources.

(15) Tax Abatements

Governmental Accounting Standards Board Statement No. 77 defines tax abatements as a reduction in tax revenues that results from an agreement between one or more governments and an individual or entity in which (a) one or more governments promise to forgo tax revenues to which they are otherwise entitled and (b) the individual or entity promises to take a specific action after the agreement has been entered into that contributes to economic development or otherwise benefits the governments or the citizens of those governments.

City Tax Abatements

The City provides tax abatements for urban renewal and economic development projects with tax increment financing as provided for in Chapters 15A and 403 of the Code of Iowa. For these types of projects, the City enters into agreements with developers which require the City, after developers meet the terms of the agreements, to rebate a portion of the property tax paid by the developers, to pay the developers an economic development grant or to pay the developers a predetermined dollar amount. No other commitments were made by the City as part of these agreements.

For the year ended June 30, 2017, the City abated \$147,664 of property tax under the urban renewal and economic development projects.

(16) Water Department Clearing Fund

The City pays certain disbursements on behalf of the Hiawatha Water Department, a discrete component unit of the City. The Water Department reimburses the City each month for the prior month's disbursements. Since those disbursements are included in the Water Department's financial statement, the disbursements are already included in the Statement of Activities. To avoid double counting as disbursements, the Clearing Fund activity is recorded in an Agency Fund of the City. The nature of the City's Agency Fund results in a negative cash balance at the end of each month, which is cleared out by the receipt of the reimbursement from the Water Department in the following month.

(17) New Accounting Pronouncement

The City adopted the tax abatement disclosure guidance set forth in Governmental Accounting Standards Board Statement No. 77, Tax Abatement Disclosures. The Statement sets forth guidance for the disclosure of information about the nature and magnitude of tax abatements which will make these transactions more transparent to financial statement users. Adoption of the guidance did not have an impact on amounts reported in the financial statements. The Notes to Financial Statements include information about the City's tax abatements.

(18) Prospective Accounting Change

The Governmental Accounting Standards Board has issued Statement No. 75, Accounting and Financial Reporting for Postemployment Benefits Other Than Pensions. This statement will be implemented for the fiscal year ending June 30, 2018. The revised requirements establish new financial reporting requirements for state and local governments which provide their employees with postemployment benefits other than pensions, including additional note disclosures and required supplementary information.

City of Hiawatha

Other Information

City of Hiawatha
 Budgetary Comparison Schedule
 of Receipts, Disbursements and Changes in Balances -
 Budget and Actual (Cash Basis) – All Governmental Funds, Proprietary Fund
 and Component Unit

Other Information

Year ended June 30, 2017

	Governmental Funds Actual	Proprietary Fund Actual	Component Unit Actual	Less Funds not Required to be Budgeted	Total
Receipts:					
Property tax	\$ 5,503,119	-	-	-	5,503,119
Tax increment financing	1,684,560	-	-	-	1,684,560
Other city tax	1,029,507	-	-	-	1,029,507
Licenses and permits	643,832	-	-	-	643,832
Use of money and property	82,600	3,157	4,213	6	89,964
Intergovernmental	1,473,704	-	-	-	1,473,704
Charges for service	423,673	1,157,343	2,416,503	1,119,341	2,878,178
Special assessments	2,068	-	-	-	2,068
Miscellaneous	385,856	11,000	193,645	75,051	515,450
Total receipts	<u>11,228,919</u>	<u>1,171,500</u>	<u>2,614,361</u>	<u>1,194,398</u>	<u>13,820,382</u>
Disbursements:					
Public safety	\$ 3,022,173	-	-	17,100	3,005,073
Public works	893,554	-	-	-	893,554
Health and social services	20,000	-	-	-	20,000
Culture and recreation	1,149,893	-	-	45,981	1,103,912
Community and economic development	452,335	-	-	-	452,335
General government	1,160,638	-	-	-	1,160,638
Debt service	3,052,918	-	-	-	3,052,918
Capital projects	3,342,369	-	-	-	3,342,369
Business type activities	-	870,844	2,450,993	1,157,343	2,164,494
Total disbursements	<u>13,093,880</u>	<u>870,844</u>	<u>2,450,993</u>	<u>1,220,424</u>	<u>15,195,293</u>
Excess (deficiency) of receipts over (under) disbursements	(1,864,961)	300,656	163,368	(26,026)	(1,374,911)
Other financing sources (uses), net	4,160,793	13,600	(111,550)	-	4,062,843
Excess (deficiency) of receipts and other financing sources over (under) disbursements and other financing uses					
Balances beginning of year	10,767,155	1,680,652	945,183	170,994	13,221,996
Balances end of year	<u>\$ 13,062,987</u>	<u>1,994,908</u>	<u>997,001</u>	<u>144,968</u>	<u>15,909,928</u>

See accompanying independent auditor's report.

Budgeted Amounts		Final to Total Variance
Original	Final	
5,503,024	5,550,572	(47,453)
1,699,479	1,699,479	(14,919)
1,000,348	875,100	154,407
170,375	610,975	32,857
51,300	81,110	8,854
1,372,819	1,709,444	(235,740)
2,979,106	2,848,794	29,384
-	2,000	68
207,486	515,756	(306)
12,983,937	13,893,230	(72,848)
3,081,672	3,120,152	115,079
943,538	1,054,270	160,716
25,000	20,000	-
1,243,775	1,224,500	120,588
563,225	563,225	110,890
1,236,445	1,220,012	59,374
2,888,007	4,752,557	1,699,639
7,669,638	5,950,810	2,608,441
2,521,522	2,618,613	454,119
20,172,822	20,524,139	5,328,846
(7,188,885)	(6,630,909)	5,255,998
4,212,000	8,829,250	(4,766,407)
(2,976,885)	2,198,341	489,591
12,955,935	12,297,262	924,734
9,979,050	14,495,603	1,414,325

City of Hiawatha

Notes to Other Information – Budgetary Reporting

June 30, 2017

The budgetary comparison is presented in accordance with Governmental Accounting Standards Board Statement No. 41 for governments with significant budgetary perspective differences resulting from not being able to present budgetary comparisons for the General Fund and each major Special Revenue Fund.

In accordance with the Code of Iowa, the City Council annually adopts a budget on the cash basis following required public notice and hearing for all funds, including the discretely presented component unit and excluding the blended component units. However, the sewer and storm water fees collected by the Hiawatha Water Department and remitted to the City of Hiawatha have been deducted in the column “Less Funds not Required to be Budgeted” since these are intra agency transactions not required to be budgeted. The annual budget may be amended during the year utilizing similar statutorily prescribed procedures.

Formal and legal budgetary control is based upon nine major classes of disbursements known as functions, not by fund. These nine functions are: public safety, public works, health and social services, culture and recreation, community and economic development, general government, debt service, capital projects and business type activities. Function disbursements required to be budgeted include disbursements for the General Fund, the Special Revenue Funds, the Debt Service Fund, the Capital Projects Fund, the Enterprise Fund and the discretely presented component unit. Although the budget document presents function disbursements by fund, the legal level of control is at the aggregated function level, not by fund. During the year, two budget amendments increased budgeted disbursements by \$351,317. The budget amendments are reflected in the final budgeted amounts.

During the year ended June 30, 2017, disbursements did not exceed the amounts budgeted.

City of Hiawatha

Schedule of the City's Proportionate Share of the Net Pension Liability

Iowa Public Employees' Retirement System
For the Last Three Years*
(In Thousands)

Other Information

	2017	2016	2015
City's proportion of the net pension liability	0.027589%	0.022786%	0.017629%
City's proportionate share of the net pension liability	\$ 1,736	1,126	699
City's covered-employee payroll	\$ 3,170	2,969	2,729
City's proportionate share of the net pension liability as a percentage of its covered-employee payroll	54.76%	37.93%	25.61%
IPERS' net position as a percentage of the total pension liability	81.82%	85.19%	87.61%

* In accordance with GASB Statement No. 68, the amounts presented for each fiscal year were determined as of June 30 of the preceding fiscal year.

See accompanying independent auditor's report.

City of Hiawatha

Schedule of City Contributions

Iowa Public Employees' Retirement System
For the Last Nine Years
(In Thousands)

Other Information

	<u>2017</u>	<u>2016</u>	<u>2015</u>	<u>2014</u>
Statutorily required contribution	\$ 302	295	279	257
Contributions in relation to the statutorily required contribution	<u>(302)</u>	<u>(295)</u>	<u>(279)</u>	<u>(257)</u>
Contribution deficiency (excess)	<u>\$ -</u>	<u>-</u>	<u>-</u>	<u>-</u>
City's covered-employee payroll	\$ 3,245	3,170	2,969	2,729
Contributions as a percentage of covered-employee payroll	9.31%	9.31%	9.40%	9.42%

See accompanying independent auditor's report.

2013	2012	2011	2010	2009
235	137	100	92	110
(235)	(137)	(100)	(92)	(110)
-	-	-	-	-
2,523	1,646	1,444	1,380	1,546
9.31%	8.32%	6.93%	6.67%	7.12%

City of Hiawatha

Notes to Other Information – Pension Liability

Year ended June 30, 2017

Changes of benefit terms:

Legislation enacted in 2010 modified benefit terms for Regular members. The definition of final average salary changed from the highest three to the highest five years of covered wages. The vesting requirement changed from four years of service to seven years. The early retirement reduction increased from 3% per year measured from the member's first unreduced retirement age to a 6% reduction for each year of retirement before age 65.

Legislative action in 2008 transferred four groups – emergency medical service providers, county jailers, county attorney investigators and National Guard installation security officers – from Regular membership to the protection occupation group for future service only.

Changes of assumptions:

The 2014 valuation implemented the following refinements as a result of a quadrennial experience study:

- Decreased the inflation assumption from 3.25% to 3.00%.
- Decreased the assumed rate of interest on member accounts from 4.00% to 3.75% per year.
- Adjusted male mortality rates for retirees in the Regular membership group.
- Reduced retirement rates for sheriffs and deputies between the ages of 55 and 64.
- Moved from an open 30-year amortization period to a closed 30-year amortization period for the UAL (unfunded actuarial liability) beginning June 30, 2014. Each year thereafter, changes in the UAL from plan experience will be amortized on a separate closed 20-year period.

The 2010 valuation implemented the following refinements as a result of a quadrennial experience study:

- Adjusted retiree mortality assumptions.
- Modified retirement rates to reflect fewer retirements.
- Lowered disability rates at most ages.
- Lowered employment termination rates.
- Generally increased the probability of terminating members receiving a deferred retirement benefit.
- Modified salary increase assumptions based on various service duration.

Supplementary Information

City of Hiawatha

Schedule of Cash Receipts, Disbursements
and Changes in Cash Balances
Nonmajor Governmental Funds

As of and for the year ended June 30, 2017

	Road Use Tax	Fire Department Trust	Police Forfeiture	Special K-9 Donations
Receipts:				
Use of money and property	\$ -	15	-	-
Intergovernmental	871,985	-	-	-
Miscellaneous	-	847	330	10,690
Total receipts	871,985	862	330	10,690
Disbursements:				
Operating:				
Public safety	-	7,200	1,366	6,265
Public works	689,934	-	-	-
Culture and recreation	-	-	-	-
Total disbursements	689,934	7,200	1,366	6,265
Excess (deficiency) of receipts over (under) disbursements	182,051	(6,338)	(1,036)	4,425
Other financing uses:				
Transfers out	(81,250)	-	-	-
Change in cash balances	100,801	(6,338)	(1,036)	4,425
Cash balances beginning of year	535,275	18,733	3,367	28,195
Cash balances end of year	\$ 636,076	12,395	2,331	32,620
Cash Basis Fund Balances				
Restricted for:				
Streets	\$ 636,076	-	-	-
Other purposes	-	12,395	2,331	32,620
Total cash basis fund balances	\$ 636,076	12,395	2,331	32,620

See accompanying independent auditor's report.

Revenue					
Hiawatha Firefighters Association	Friends of the Hiawatha Public Library	Friends of Hiawatha Parks and Recreation	Ride for Wrigley		Total
-	6	-	-		21
-	-	-	-		871,985
23,116	26,876	20,114	4,945		86,918
23,116	26,882	20,114	4,945		958,924
17,100	-	-	-		31,931
-	-	-	-		689,934
-	24,431	16,651	4,899		45,981
17,100	24,431	16,651	4,899		767,846
6,016	2,451	3,463	46		191,078
-	-	-	-		(81,250)
6,016	2,451	3,463	46		109,828
10,851	23,024	28,414	4,099		651,958
16,867	25,475	31,877	4,145		761,786
-	-	-	-		636,076
16,867	25,475	31,877	4,145		125,710
16,867	25,475	31,877	4,145		761,786

City of Hiawatha
 Schedule of Indebtedness
 Year ended June 30, 2017

Obligation	Date of Issue	Interest Rates	Amount Originally Issued
General obligation notes:			
Capital loan note series 2010B	Jun 15, 2010	1.00-3.40%	3,140,000
Capital loan note series 2011A (Refunding)	May 18, 2011	1.00-3.65	3,605,000
Capital loan note series 2011B	Dec 21, 2011	0.40-2.35	1,795,000
Capital loan note series 2012A	Apr 4, 2012	0.35-2.10	2,855,000
Capital loan note series 2012B (Refunding)	Apr 4, 2012	0.70-3.00	955,000
Capital loan note series 2013A	May 1, 2013	0.30-1.85	3,880,000
Capital loan note series 2013B (Refunding)	May 1, 2013	0.30-1.90	4,545,000
Capital loan note series 2013C	May 1, 2013	0.50-2.85	1,060,000
Capital loan note series 2015A	May 20, 2015	1.50-3.00	3,720,000
Capital loan note series 2016	May 18, 2016	2.00-2.50	2,945,000
Capital loan note series 2017	May 24, 2017	3.00	5,265,000
Total			
General obligation bonds:			
Series 2014A	May 1, 2014	2.00-2.70%	\$ 2,650,000

See accompanying independent auditor's report.

Balance Beginning of Year	Issued During Year	Redeemed During Year	Balance End of Year	Interest Paid
1,705,000	-	1,705,000	-	54,546
1,990,000	-	170,000	1,820,000	59,833
455,000	-	60,000	395,000	9,237
1,030,000	-	120,000	910,000	15,923
670,000	-	75,000	595,000	16,295
3,050,000	-	325,000	2,725,000	39,530
3,560,000	-	335,000	3,225,000	47,825
870,000	-	85,000	785,000	17,645
3,200,000	-	600,000	2,600,000	75,150
2,945,000	-	350,000	2,595,000	61,860
-	5,265,000	-	5,265,000	-
\$ 19,475,000	5,265,000	3,825,000	20,915,000	397,844
2,280,000	-	210,000	2,070,000	49,590

City of Hiawatha
 Note and Bond Maturities
 June 30, 2017

							General	
Year Ending June 30,	Capital Loan Note Series 2011A		Capital Loan Note Series 2011B		Capital Loan Note Series 2012A			
	Issued May 18, 2011		Issued Dec 21, 2011		Issued Apr 4, 2012			
	Interest Rates	Amount	Interest Rates	Amount	Interest Rates	Amount		
2018	2.35%	\$ 175,000	1.85%	\$ 60,000	1.10%	\$ 120,000		
2019	2.60	180,000	1.85	65,000	1.25	125,000		
2020	2.85	185,000	2.15	65,000	1.45	125,000		
2021	3.00	195,000	2.15	65,000	1.65	130,000		
2022	3.15	200,000	2.35	70,000	1.80	135,000		
2023	3.20	205,000	2.35	70,000	1.95	135,000		
2024	3.30	220,000		-	2.10	140,000		
2025	3.40	225,000		-		-		
2026	3.65	235,000		-		-		
2027		-		-		-		
2028		-		-		-		
2029		-		-		-		
2030		-		-		-		
2031		-		-		-		
2032		-		-		-		
Total		<u>\$ 1,820,000</u>		<u>\$ 395,000</u>		<u>\$ 910,000</u>		

							General	
Year Ending June 30,	Capital Loan Note Series 2013C		Capital Loan Note Series 2015A		Capital Loan Note Series 2016			
	Issued May 1, 2013		Issued May 20, 2015		Issued May 18, 2016			
	Interest Rates	Amount	Interest Rates	Amount	Interest Rates	Amount		
2018	1.50%	\$ 90,000	2.00%	\$ 605,000	2.00%	\$ 345,000		
2019	1.50	95,000	2.00	205,000	2.00	355,000		
2020	1.75	95,000	2.50	210,000	2.00	345,000		
2021	2.00	100,000	2.50	210,000	2.00	120,000		
2022	2.25	100,000	2.75	215,000	2.00	120,000		
2023	2.50	100,000	2.75	220,000	2.00	125,000		
2024	2.70	100,000	3.00	225,000	2.25	130,000		
2025	2.85	105,000	3.00	225,000	2.45	135,000		
2026		-	3.00	240,000	2.45	140,000		
2027		-	3.00	245,000	2.50	145,000		
2028		-		-	2.50	150,000		
2029		-		-	2.50	155,000		
2030		-		-	2.50	160,000		
2031		-		-	2.50	170,000		
2032		-		-		-		
Total		<u>\$ 785,000</u>		<u>\$ 2,600,000</u>		<u>\$ 2,595,000</u>		

See accompanying independent auditor's report.

City of Hiawatha

Schedule of Receipts By Source and Disbursements By Function -
All Governmental Funds

For the Last Ten Years

	2017	2016	2015	2014
Receipts:				
Property tax	\$ 5,503,119	5,493,244	5,162,938	5,225,654
Tax increment financing	1,684,560	2,113,286	1,979,524	1,725,842
Other city tax	1,029,507	969,692	917,427	1,020,120
Licenses and permits	643,832	297,796	246,189	211,064
Use of money and property	82,600	57,070	64,588	53,638
Intergovernmental	1,473,704	1,554,758	1,265,839	1,893,520
Charges for service	423,673	341,673	465,500	359,124
Special assessments	2,068	20,829	20,690	127,213
Miscellaneous	385,856	341,157	211,248	319,066
Total	\$ 11,228,919	11,189,505	10,333,943	10,935,241
Disbursements:				
Operating:				
Public safety	\$ 3,022,173	2,663,676	2,734,395	2,442,144
Public works	893,554	759,638	703,335	660,902
Health and social services	20,000	20,000	20,000	20,000
Culture and recreation	1,149,893	1,104,426	1,028,834	966,848
Community and economic development	452,335	437,219	318,977	250,077
General government	1,160,638	1,107,582	1,126,072	1,082,634
Debt service	3,052,918	3,160,275	3,308,864	3,057,630
Capital projects	3,342,369	4,586,473	3,325,908	3,859,465
Total	\$ 13,093,880	13,839,289	12,566,385	12,339,700

See accompanying independent auditor's report.

2013	2012	2011	2010	2009	2008
4,669,303	4,672,857	4,623,136	4,175,612	4,119,235	3,298,664
2,037,467	2,200,459	1,803,156	1,692,261	1,423,388	1,487,473
993,405	997,117	951,205	821,051	100,012	115,909
217,390	219,117	221,051	177,440	168,355	169,797
49,955	54,952	53,244	46,271	77,454	245,308
1,143,168	1,962,305	965,976	823,947	727,027	674,455
384,090	280,317	368,643	264,839	284,154	203,131
54,050	8,308	16,150	799	840	1,001
262,714	202,516	201,039	185,149	136,804	177,807
9,811,542	10,597,948	9,203,600	8,187,369	7,037,269	6,373,545
2,298,698	2,125,619	2,242,129	2,125,802	1,886,866	1,735,730
672,815	694,613	673,193	643,619	512,414	611,525
14,500	19,500	18,500	4,050	13,850	-
908,408	839,416	861,197	868,640	750,906	670,286
453,642	503,720	360,720	137,352	79,856	278,561
934,634	959,966	1,039,325	986,466	817,429	772,037
2,845,514	3,468,756	3,759,876	3,352,349	3,058,406	3,359,489
3,515,993	4,580,163	6,073,153	1,268,989	2,439,920	7,246,612
11,644,204	13,191,753	15,028,093	9,387,267	9,559,647	14,674,240

City of Hiawatha



OFFICE OF AUDITOR OF STATE
STATE OF IOWA

State Capitol Building
Des Moines, Iowa 50319-0004

Telephone (515) 281-5834 Facsimile (515) 242-6134

Mary Mosiman, CPA
Auditor of State

Independent Auditor's Report on Internal Control
over Financial Reporting and on Compliance and Other Matters
Based on an Audit of Financial Statements Performed in Accordance with
Government Auditing Standards

To the Honorable Mayor and Members of the City Council:

We have audited in accordance with U.S. generally accepted auditing standards and the standards applicable to financial audits contained in the Government Auditing Standards, issued by the Comptroller General of the United States, the financial statements of the governmental activities, the business type activities, the discretely presented component unit, each major fund and the aggregate remaining fund information of the City of Hiawatha, Iowa, as of and for the year ended June 30, 2017, and the related Notes to Financial Statements, which collectively comprise the City's basic financial statements, and have issued our report thereon dated October 3, 2017. Our report expressed unmodified opinions on the financial statements which were prepared on the basis of cash receipts and disbursements, a basis of accounting other than U.S. generally accepted accounting principles.

Internal Control Over Financial Reporting

In planning and performing our audit of the financial statements, we considered the City of Hiawatha's internal control over financial reporting to determine the audit procedures appropriate in the circumstances for the purpose of expressing our opinions on the financial statements, but not for the purpose of expressing an opinion on the effectiveness of the City of Hiawatha's internal control. Accordingly, we do not express an opinion on the effectiveness of the City of Hiawatha's internal control.

A deficiency in internal control exists when the design or operation of a control does not allow management or employees, in the normal course of performing their assigned functions, to prevent or detect and correct misstatements on a timely basis. A material weakness is a deficiency, or a combination of deficiencies, in internal control such that there is a reasonable possibility a material misstatement of the City of Hiawatha's financial statements will not be prevented or detected and corrected on a timely basis. A significant deficiency is a deficiency, or a combination of deficiencies, in internal control which is less severe than a material weakness, yet important enough to merit attention by those charged with governance.

Our consideration of internal control was for the limited purpose described in the first paragraph of this section and was not designed to identify all deficiencies in internal control that might be material weaknesses or significant deficiencies and, therefore, material weaknesses or significant deficiencies may exist that were not identified. Given these limitations, during our audit we did not identify any deficiencies in internal control we consider to be material weaknesses. However, material weaknesses may exist that have not been identified. We did identify a deficiency in internal control, described in the accompanying Schedule of Findings as item (A), we consider to be a significant deficiency.

Compliance and Other Matters

As part of obtaining reasonable assurance about whether the City of Hiawatha's financial statements are free of material misstatement, we performed tests of its compliance with certain provisions of laws, regulations, contracts and grant agreements, non-compliance with which could have a direct and material effect on the determination of financial statement amounts. However, providing an opinion on compliance with those provisions was not an objective of our audit and, accordingly, we do not express such an opinion. The results of our tests disclosed no instances of non-compliance or other matters that are required to be reported under Government Auditing Standards. However, we noted a certain instance of non-compliance or other matters in the accompanying Schedule of Findings.

Comments involving statutory and other legal matters about the City's operations for the year ended June 30, 2017 are based exclusively on knowledge obtained from procedures performed during our audit of the financial statements of the City. Since our audit was based on tests and samples, not all transactions that might have had an impact on the comments were necessarily audited. The comments involving statutory and other legal matters are not intended to constitute legal interpretations of those statutes.


The City of Hiawatha's Response to the Findings

The City of Hiawatha's responses to the findings identified in our audit are described in the accompanying Schedule of Findings. The City of Hiawatha's responses were not subjected to the auditing procedures applied in the audit of the financial statements and, accordingly, we express no opinion on them.

Purpose of this Report

The purpose of this report is solely to describe the scope of our testing of internal control and compliance and the results of that testing and not to provide an opinion on the effectiveness of the City's internal control or on compliance. This report is an integral part of an audit performed in accordance with Government Auditing Standards in considering the City's internal control and compliance. Accordingly, this communication is not suitable for any other purpose.

We would like to acknowledge the many courtesies and assistance extended to us by personnel of the City of Hiawatha during the course of our audit. Should you have any questions concerning any of the above matters, we shall be pleased to discuss them with you at your convenience.


MARY MOSIMAN, CPA
Auditor of State

October 3, 2017

City of Hiawatha
Schedule of Findings
Year ended June 30, 2017

Finding Related to the Financial Statements:

INTERNAL CONTROL DEFICIENCY:

(A) Segregation of Duties

Criteria – Management is responsible for establishing and maintaining internal control. A good system of internal control provides for adequate segregation of duties so no one individual handles a transaction from its inception to completion. In order to maintain proper internal control, duties should be segregated so the authorization, custody and recording of transactions are not under the control of the same employee. This segregation of duties helps prevent losses from employee error or dishonesty and maximizes the accuracy of the City’s financial statements.

Condition – For the Hiawatha Firefighters Association, Friends of the Hiawatha Public Library, Friends of Hiawatha Parks and Recreation and Ride for Wrigley, generally, one individual has control over collecting, depositing and reconciling and preparing, signing and mailing checks for which no compensating controls exist and pre-numbered receipts to record donations and other miscellaneous receipts are not used. In addition, for the Friends of Hiawatha Parks and Recreation and Ride for Wrigley, bank reconciliations were not performed on a monthly basis and reviewed by an independent person.

Cause – The component units noted above have a limited number of employees/volunteers and procedures have not been designed to adequately segregate duties or provide compensating controls through additional oversight of transactions and processes.

Effect – Inadequate segregation of duties could adversely affect the component units’ ability to prevent or detect and correct misstatements, errors or misappropriation on a timely basis by employees/volunteers in the normal course of performing their assigned functions.

Recommendation – The City should work with the component units and the operating procedures should be reviewed to obtain the maximum internal control possible under the circumstances. Currently available staff, including elected officials or other City employees, should be utilized to provide additional control through a review of financial transactions and reconciliations. In addition, pre-numbered receipts should be used for donations and other miscellaneous receipts.

Response – The City will be reviewing the operating procedures with component units to try to establish better internal controls.

Conclusion – Response accepted.

INSTANCES OF NON-COMPLIANCE:

No matters were noted.

City of Hiawatha
Schedule of Findings
Year ended June 30, 2017

Findings Related to Required Statutory Reporting:

- (1) Certified Budget – Disbursements during the year ended June 30, 2017 did not exceed the amounts budgeted.
- (2) Questionable Disbursements – No disbursements we believe may not meet the requirements of public purpose as defined in an Attorney General’s opinion dated April 25, 1979 were noted.
- (3) Travel Expense – No disbursements of City money for travel expenses of spouses of City officials or employees were noted.
- (4) Business Transactions – No business transactions between the City and City officials or employees were noted.
- (5) Bond Coverage – Surety bond coverage of City officials and employees is in accordance with statutory provisions. The amount of coverage should be reviewed annually to ensure the coverage is adequate for current operations.
- (6) City Council Meeting Minutes – No transactions were found that we believe should have been approved in the City Council meeting minutes but were not.
- (7) Deposits and Investments – No instances of non-compliance with the deposit and investment provisions of Chapters 12B and 12C of the Code of Iowa and the City’s investment policy were noted.
- (8) Annual Urban Renewal Report – The Annual Urban Renewal Report was properly approved and certified to the Iowa Department of Management on or before December 1. However, the City overstated the amount reported as TIF debt outstanding on the Levy Authority Summary. The debt outstanding had one urban renewal bond which was overstated.

Recommendation – The City should ensure the TIF debt outstanding reported on the Levy Authority Summary includes the correct amounts for all TIF debt issues.

Response – The City will work to ensure all outstanding TIF debt is properly reported on the Annual Urban Renewal Report. The overstated bond was paid fully in the following year and will no longer be on the report.


Conclusion – Response accepted.

City of Hiawatha

Staff

This audit was performed by:

Pamela J. Bormann, CPA, Manager
Jesse J. Harthan, Senior Auditor
Justin D. Jones, Assistant Auditor
Rachael E. Sigmon, Assistant Auditor

A handwritten signature in black ink that reads "Andrew E. Nielsen". The signature is written in a cursive style with a large, stylized initial "A".

Andrew E. Nielsen, CPA
Deputy Auditor of State